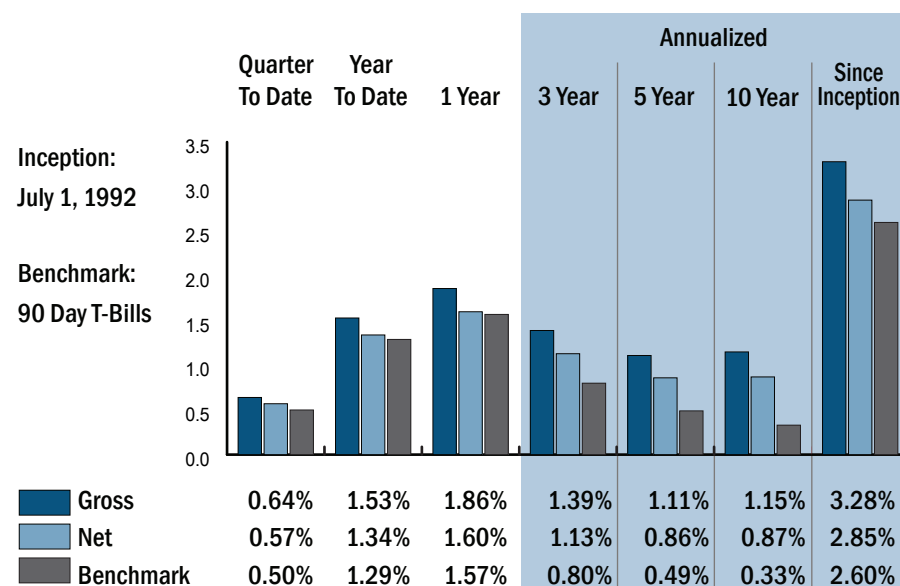


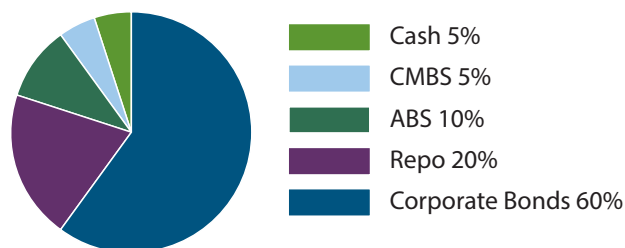
ENHANCED CASH

AS OF SEPTEMBER 30, 2018

PERFORMANCE VERSUS BENCHMARK¹



SECTOR DISTRIBUTION¹



Sector distribution is subject to daily changes and will vary within individual portfolios. As a percentage of total market value.

	Yield to Worst	Average Maturity	Effective Duration	Average Quality
Enhanced Cash	2.73%	0.44 years	0.32 years	Aa2
90-Day T-Bills	2.18%	0.26 years	0.27 years	Aaa

1. Information provided is supplemental to the GIPS compliant presentation.

STYLE SUMMARY

The Enhanced Cash strategy's objective is to meet an individual client's short-term cash needs. The portfolio seeks to preserve capital and maximize current income, while matching our view regarding the current interest rate environment and its cyclical behavior over the next 12 months. The Enhanced Cash Strategy is primarily composed of Repurchase Agreements, U.S. Government and U.S. Government Agency securities, and other fixed income securities issued by corporations with a minimum credit rating equivalent to A-. The portfolio is benchmarked against 90-day treasury bills.

KEY INVESTMENT PERSONNEL

Paula Horn

Chief Investment Officer,
Senior Portfolio Manager

- 26 Years Experience
- M.M. Northwestern University
B.A. Tufts University

William K. O'Connor, CFA

Senior Portfolio Manager

- 28 Years Experience
- M.B.A. DePaul University
B.S. Northern Illinois University

Kevin Conrath, FRM

Portfolio Manager

- 6 Years Experience
- B.S. St. Norbert College

ENHANCED CASH PERFORMANCE PERIODS / AS OF SEPTEMBER 30, 2018

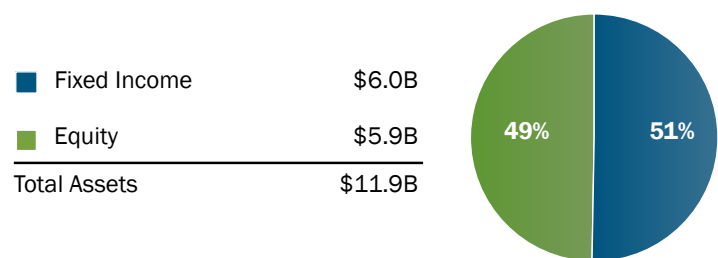
	YTD	2017	2016	2015	2014	2013	2012	2011	2010	2009	2008
Gross	1.53%	1.47%	1.02%	0.77%	0.58%	0.67%	1.17%	0.77%	0.88%	1.20%	3.62%
Net	1.34%	1.22%	0.77%	0.52%	0.33%	0.42%	0.92%	0.51%	0.65%	0.75%	3.15%
90 Day T-Bill	1.29%	0.84%	0.27%	0.03%	0.03%	0.05%	0.11%	0.10%	0.13%	0.21%	2.06%

Information provided is supplemental to the GIPS compliant presentation.

ABOUT US

Ziegler Capital Management is a premier asset management firm comprised of investment teams employing repeatable processes providing tailored investment solutions across the fixed income and equity markets.

TOTAL ASSETS* / In billions, as of September 30, 2018



*Total assets combines both Assets Under Management and Assets Under Advisement. Assets Under Management represents the aggregate fair value of all discretionary and non-discretionary assets, including fee paying and non-fee paying portfolios. Assets Under Advisement represent advisory-only assets where the firm provides a model portfolio and does not have trading authority over the assets.

Ziegler Capital Management, LLC ("ZCM") claims compliance with the Global Investment Performance Standards (GIPS®).

ZCM is a registered investment advisor with the Securities and Exchange Commission. From June 10, 2011 until November 30, 2013 ZCM was known as Ziegler Lotsoff Capital Management, LLC. ZCM is a wholly owned subsidiary of Stifel Financial Corp. ("Stifel") and was acquired by Stifel on November 30, 2013. ZCM was formed in 1991 and has grown significantly through strategic business combinations with experienced investment teams nationwide. Through these combinations, we have expanded our investment strategy offerings and broadened our portfolio management teams to best serve our expanding client base. Please refer to the firm's ADV Part 2 for additional disclosures regarding the firm and its practices. Our definition of the firm used to determine the total firm assets and firm-wide compliance includes all fee-paying and non-fee-paying discretionary and non-discretionary assets under management, including accrued income, in all strategies. Assets under advisement ("AUA"), in the form of model portfolios provided to other financial institutions, are excluded from our definition of the firm and are provided as supplemental information. Returns are calculated in U.S. dollars and reflect the reinvestment of dividends and other earnings. The information provided herein is supplemental to the GIPS compliant presentation. To obtain a compliant presentation or a list of our composite descriptions and/or policies for valuing portfolios, calculating performance, and preparing compliant presentations, please call (312) 368-1442 or send an e-mail to letters@zieglercap.com.

Enhanced Cash Composite contains fully discretionary accounts comprised of money market instruments and short-term fixed income securities with maturities generally not exceeding two years and duration generally not in excess of one year. The strategy may employ repurchase agreements to add yield to the portfolio. The benchmark is the 90-Day T-Bill. The composite creation date is July 1, 1992. Gross-of-fees returns are presented after trading expenses and before management fees. Net-of-fees returns are presented after the highest applicable management fee applied on a monthly basis. Prior to January 1, 2012, fees were applied on a quarterly basis. The highest applicable management fee is 0.25%. From July 1, 2009 to December 31, 2009, the highest fee was 0.46%. From April 1, 2009 to June 30, 2009, the highest fee was 0.40%. From July 1, 2008 to March 31, 2009, the highest applicable fee was 0.46%. Prior to July 1, 2008, the highest applicable fee was 0.50%. Fees are calculated separately for each portfolio, and therefore, performance may differ from one portfolio to another. The fee schedule is: 0.25% on the first \$25 million; 0.20% on the next \$25 million; and 0.15% on all additional assets.

The 90-day T-bill is a short-term debt obligation backed the U.S. government. T-bills are sold in denominations of \$1,000 up to a maximum of \$5 million. They are issued through a competitive bidding process at a discount from par, which means that rather than paying a fixed interest payment like conventional bonds, the appreciation of the T-bill provides the return to the holder.